















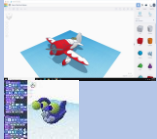
SUMMER WORK: For Advanced Placement: 3D Art and Design

This is a helpful guide for your SUMMER WORK (with lots of references that will work for you during the upcoming school year) Your Summer Work will be graded on the first day of our return to school.

<p>First, Show evidence of at least 40 studio art hours from the STUDIO PROJECT SUGGESTION LIST Work in any material you like, portfolios can be artworks made from: Ceramic Clay with or without Glaze, other types of clays, plaster or ridged wrap, Wire and Wire Armatures, Found Objects, Natural Material, Projections onto objects, 3D computer art and, might even have a focus in 3D Printed items, Fashion, Interior Design, or Architecture. If you need tools or supplies, please email me @ victorel@manateeschools.net Submissions for about will be photographed and turned in on Schoology, along with this document, to keep as a log that you will re-save in your LRHS "My Drive" and submit as well.</p>
<p>Secondly, Show evidence of at least 20 hours writing/sketching/reading hours from the CRITICAL THINKING LIST. This includes a few items I think you should get for class this year</p> <ol style="list-style-type: none"> 1. A good sketchbook (Top 15 Best Sketchbooks On The Market (2022 Reviews) (archfoundation.org)) 2. A good set of Watercolor Pencils (5 Best Watercolor Pencils - May 2022 - BestReviews) 3. A good hot glue gun (The 6 Best Hot Glue Guns of 2022 (thesprucecrafts.com)) 4. A small box to keep your art supplies in...
<p>Finally, take time this summer, (at least 10 hours) to review the SAMPLE PORTFOLIOS listed online at AP 3D Student Samples: Use this form to log in your DATES and Hours spent AP 3-D Art and Design Design Portfolio AP Central – The College Board There are TWO sections to the portfolio: SELECTED WORKS and SUSTAINED INVESTIGATION write a commentary on your favorite SELECTED WORKS section of the portfolio, say what you like best and what you learned about the scoring by reading the " Rationale for Score" Write a commentary on one of your favorite SUSTAINED INVESTIGATION sections of the portfolios say what you like best and what you learned about the scoring by reading the " Rationale for Score"</p>

STUDIO PROJECT SUGGESTION LIST (40 hours)

#	Name of Studio Project	Inspiration Artists/Cultures	Reminder Images	LOG IN Dates and Hours Spent on this project
1.	<p>The Food Dish (inspired by the work of the artists who created French Palissy Ware, and the work of the artist Judy Chicago). Create one amazing Plate, be sure that the design will become a narrative (story) that you want to tell through the material</p>	<p>Additional set of Art History Plate Inspiration: The Delectable History of Artist-Designed Tableware Art for Sale Artspace Portuguese Palissy-inspired Plates Cold-Blooded Ceramics Artnet News Judy Chicago, "The Dinner Party" Judy Chicago, The Dinner Party – Smarthistory</p>		
2.	<p>The Hero Vessel (Inspired by the work of the artist Roberto Lugo and Grayson Perry) Create a vessel and adorn it with images of your heroes. Here is a list of "everyday" heroes from CNN: CNN Heroes: Everyday people changing the world - CNN</p>	<p>About Roberto Lugo His First Art Was Graffiti. Now His Pottery Is in the Met. - The New York Times (nytimes.com) And Changing Narratives Design Miami/ Shop And the Ceramist: Grayson Perry Grayson Perry born 1960 Tate And Grayson Perry - Ceramics Now And Grayson Perry – 'Pottery Is My Gimmick' TateShots - YouTube</p>		
3.	<p>Everyday Morph (inspired by the work of the artist Sharif Farrag, and Ancient Animal-Shaped Vessels)</p>	<p>About Sharif Farrag United States Artists » Sharif Farrag And Sharif Farrag - Adams and Ollman Be Inspired by Ancient Animal-Shaped Vessels: Exhibitions, Animal-Shaped Vessels from the Ancient World: Feasting with Gods, Heroes, and Kings Harvard Art Museums</p>		
4.	<p>Create a Mate and an Offspring for your MONSTER (Inspired by European and Japanese Gargoyles and the work of Contemporary Ceramist James deRossa)</p>	<p>European Gargoyles Legend of the Gargoyle. Why do gargoyles look the way they do... by Lain Hart Medium Japanese Gargoyles gargoyle JAPANESE MYTHOLOGY & FOLKLORE (wordpress.com) James de Rossa James De Rosso – BTEC Art and Design (wordpress.com)</p>		



5.	Goddesses (Inspired by the work of Golden Lion Award Winning Artist: Simone Leigh) Create your own Goddess, infuse traditions and narratives into the design, which can be realistic, stylized or completely abstract.	Simone Leigh Simone Leigh, Sonia Boyce Win Top Awards at 2022 Venice Biennale – ARTnews.com And The Making of Simone Leigh’s Brick House – Hauser & Wirth (hauserwirth.com)		
6.	a 10 x 10 inch Bas-Relief Tile with a border frame (Inspired by Della Robbia)	About Della Robbia The Della Robbia that escaped disaster Apollo Magazine (apollo-magazine.com) And Della Robbia: A Closer Look (nga.gov) And Contemporary artist Sophia Vari In Sophia Vari’s Relief Sculptures, the Modern and the Classic Collide - Artsy And Medicine Bluff Studio Medicine Bluff Studio Handmade Art & Installation Tiles	 	
7.	Surface Textures as Geometry Vessels Inspired by: Kalilinga Pottery	Kalinga Pottery: What Is Kalinga Pottery? History, Facts, Description, Examples - Crafts Hero		
7.	Be Inspired by the Methods and Techniques of the traditional shapes of the ONGGI jars of Chollah province in Korea.	Onggi Pottery Information: Onggi — Bandana Pottery Watch the Technical skills of forming these large vessels How a Master Potter Makes Giant Kimchi Pots Using the Traditional Method — Handmade - YouTube		
8.	100 In this project you will collect 100 similar items Adhere them to each other and create a 3D sculpture (Suggested items might be toothpicks, plastic spoons, safety pins, Styrofoam cups, Coffee Filters) (Inspired by the artist Tara Donovan)	Tara Donovan pinkpagodastudio: Tara Donovan And Tara Donovan Widewalls And Currents 98: Tara Donovan - Announcements - e-flux		
9.	Natural Materials In this project you will be collecting materials from an outdoor environment, re-assembling the items and photographing the results.	Andy Goldsworthy Andy Goldsworthy (livingyourwildcreativity.com)		
10.	FASHION In this project you will use found objects to create wearable art. Try to think of a theme (like under the sea) that might work for more than one outfit and sketch those ideas into your sketchbook...	Junk to Funk Fashion Show E 1001 Junk To Funk Fashion show 2009 - YouTube Sketches and works of wearable art: Junk to Funk everydaytrash		
11.	INTERIOR DESIGN In this project you will be creating designs for an interior space, which could be your ideal home, office or public space like a roller rink... Make a drawing of the room, the furniture layout and a MOOD Board.	Watch some beginner hints: Interior Design Sketching - Complete Guide for Beginners and Pro's in 2021 - YouTube Draw a room in 1-pt. Perspective: How to Draw a Bedroom in 1-Point Perspective - YouTube Create a MOOD Board: INTERIOR DESIGN How To Create a Mood Board Step by Step Easy Tutorial Using Canva - YouTube	 	
12.	3D Designing and Printing Open TINKERCAD Create a student account Begin making your first design	Set up your student account at: Setting-up-student-accounts-in-Tinkercad.pdf (createeducation.com) Send me an email: victorel@manateeschools.net to receive your student account info, then I can see your designs and I can give you feedback and assignments too!		





CRITICAL THINKING LIST (20 HOURS)

#	Name of Thinking Project KEEP TRACK of these in a SKETCHBOOK / NOTEBOOK AND / OR as entries in INSTAGRAM.	Inspiration Artists/Cultures	Reminder Image	LOG IN DATES and Hours Spent on this project
---	---	------------------------------	----------------	--






1.	Read About Contemporary 3D Artist, Shaping the Future of Ceramics	Read: These 20 Contemporary Artists Are Shaping the Future of Ceramics - Artsy		
2.	Watch Videos from ART21 Choose 4 artists to watch from this list: Artists Art21	If you set the search bar to "SCULPTURE" These 48 videos will come up: Search Results sculpture Art21		
3.	Read about Andrew F. Scott Make sketches for an idea using IDENTITY as a theme for creating a large-scale sculpture / Public Artwork or Backdrop for a concert for your favorite musical artist (might include projections)	Andrew F. Scott: Art Works – Andrew F. Scott (afsart.com)		
4.	Read about how artists make art that creates SOCIAL AWARENESS	20 Stunning Art Expressions That Create Public Awareness - Hongkiat		
5.	Read about Willie Cole Find out how he uses domestic objects we are used to having in our home, such as an ironing board, and iron, or a closet full of old shoes; in his studio he turns these into heavily weighted symbols of culture	Willie Cole Willie Cole Also read: With unassuming items, N.J. artist creates ingenious perspectives - Jersey's Best (jerseysbest.com)		
6.	Watch and Listen to: Masud Olufani, sculptor and performance artist	SCAD sculpture alumnus Masud Olufani - YouTube		
7.	Read about Sculpture CAREERS !	Sculpture Careers: Become a Public Artist or Art Director - SCAD SCAD.edu		
8.	Know a Brief History of the ART of SCULPTURE This will be an important reference to keep on-hand as we will need to site inspirations from ART HISTORY in our class projects.	Art History: A Brief History Of Sculpture Beginner's School (beginnersschool.com)		
9.	Visit Museums in St. Petersburg	THE 10 BEST Museums You'll Want to Visit in St. Petersburg (tripadvisor.com)		
10.	Visit Museums in Sarasota	THE 10 BEST Museums You'll Want to Visit in Sarasota - Tripadvisor		
11.	Prediction Sketches for the first THREE STUDIO PROJECT idea that you will begin when you return to school			

SAMPLE PORTFOLIOS (10 HOURS)

YEAR/SCORE	Selected Works Equals 40% of the grade	Links	Reminder Image	LOG IN DATES and Hours Spent
2021 / score of 3	5 artworks 2 images of each	ap21-3d-art-and-design-selected-works-score3.pdf (collegeboard.org)		
2021 / score of 4	5 artworks 2 images of each	ap21-3d-art-and-design-selected-works-score4.pdf (collegeboard.org)		

2021 / score of 5	5 artworks 2 images of each	ap21-3d-art-and-design-selected-works-score5.pdf (collegeboard.org)		
2020 /Score of 3	5 artworks 2 images of each	AP 3-D Art and Design Portfolio Samples from the 2020 Exam Administration: Selected Works (collegeboard.org)		
2020 /Score of 4	5 artworks 2 images of each	AP 3-D Art and Design Portfolio Samples from the 2020 Exam Administration: Selected Works (collegeboard.org)		
2020 /Score of 5	5 artworks 2 images of each	AP 3-D Art and Design Portfolio Samples from the 2020 Exam Administration: Selected Works (collegeboard.org)		

Write your commentary on ONE of your favorite Selected Works section of the Portfolio
Be sure to say what you now understand about the “Rational for Score”

YEAR / Scores	Sustained Investigation = 60% of the grade	Links	Reminder Image	LOG IN DATES and Hours Spent
2021 / Score of 3	15 images of projects / sketches / methods and techniques	ap21-3d-art-and-design-sustained-investigation-row-d-score3.pdf (collegeboard.org)		
2021 / Score of 3	15 images of projects / sketches / methods and techniques	ap21-3d-art-and-design-sustained-investigation-row-b-score3.pdf (collegeboard.org)		
2021 / Score of 3	15 images of projects / sketches / methods and techniques	ap21-3d-art-and-design-sustained-investigation-row-c-score3.pdf (collegeboard.org)		
2020 / Score of 2/2/3/3	15 images of projects / sketches / methods and techniques	AP 3-D Art and Design Portfolio Samples from the 2020 Exam Administration: Sustained Investigation (collegeboard.org)		
2020 /Score of 2/2/2/3	15 images of projects / sketches / methods and techniques	ap-art-and-design-3d-sustained-investigation-samples-2019-2020.pdf (collegeboard.org) SCROLL TO SAMPLE #5		

Write your commentary on ONE of your favorite Selected Works section of the Portfolio
Be sure to say what you now understand about the “Rational for Score”